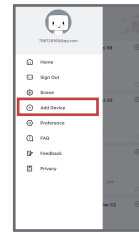


SwitchBot Hub Mini Quick Start



Get Started

- 1 Plug in your Hub Mini and open the SwitchBot App downloaded from the App Store® or Google Play®
- 2 Tap "Sign in" from the left menu bar to log in or create your SwitchBot account. Then tap "Add Device" and choose "Hub Mini", follow the App's instructions to add your Hub Mini.



- 3 Please activate your phone's Bluetooth service to add the device. Press the button on the Hub Mini for 2 seconds till the indicator blinks.



- 4 Fill in the SSID and password of your Wi-Fi router in the App.



- 5 When the Hub Mini is connected to the Wi-Fi, the indicator lights up. You can disable the indicator light in the Hub Mini "Setting".



- 6 Tap the Hub Mini icon on the home screen, go to "Add Appliance" and select the appliance category.

- Smart Learning (Recommended): Point your existing remote at the Hub Mini and press any key. The Hub Mini can identify the

appliance's brand and model number automatically.

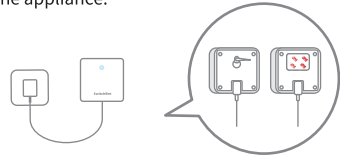
- Manual Selection: Select your appliance brand and model number in the library, and test the code scheme to find the best match.
- Customize: Create a customized virtual remote by learning each button of your existing remote.

Learn more:

support.switch-bot.com/hc/en-us/articles/360038240833-How-to-add-IR-appliance-to-SwitchBot-Hub-Mini

www.switch-bot.com

- 7 Place the Hub Mini on a horizontal surface or hang it on a vertical wall within the infrared range of the appliance.

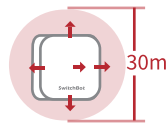


Google Assistant, Alexa, Siri, IFTTT and More

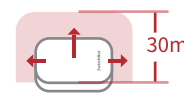
Control your appliances or SwitchBot devices with voice command and other services. Please follow the instruction on our website at www.switch-bot.com/works-with.



Infrared Range



Vertical: 360°



Horizontal: 180°

Reset Device

You could reset your Hub Mini to factory settings by long pressing the button on the device for 15 seconds till the indicator flashes.

For more information, please visit support.switch-bot.com/

Need help? Contact us in the SwitchBot App Feedback, or reach support@wondertechlabs.com.

FCC Warning

This device complies with part 15 of the FCC Rules. Operation is subject to the following two conditions: (1) This device may not cause harmful interference, and (2) this device must accept any interference received, including interference that may cause undesired operation. Any Changes or modifications not expressly approved by the party responsible for compliance could void the user's authority to operate the equipment. This equipment has been tested and found to comply with the limits for a Class B digital device, pursuant to part 15 of the FCC Rules. These limits are designed to provide reasonable protection against harmful interference in a residential installation. This equipment generates uses and can radiate radio frequency energy and, if not installed and used in accordance with the instructions, may cause harmful interference to radio communications. However, there is no guarantee that

interference will not occur in a particular installation. If this equipment does cause harmful interference to radio or television reception, which can be determined by turning the equipment off and on, the user is encouraged to try to correct the interference by one or more of the following measures:
 -Reorient or relocate the receiving antenna.
 -Increase the separation between the equipment and receiver.
 -Connect the equipment into an outlet on a circuit different from that to which the receiver is connected.
 -Consult the dealer or an experienced radio/TV technician for help. The device has been evaluated to meet general RF exposure requirement. The device can be used in portable exposure condition without restriction.

FCC RF exposure statement:
 The equipment complies with FCC Radiation exposure limit set forth for uncontrolled environment. This equipment should be installed and operated with minimum distance 20cm between the radiator and your body.

CE Warning

Manufacturer's Name: Woan Technology (Shenzhen) Co., Ltd.

Sample Description: SwitchBot Hub Mini

Trade Mark: SwitchBot

Model number: W0202200

Operating Temperature: - 10° C to 60° C

This product is a fixed location. To comply with RF exposure requirements, a minimum separation distance of 20cm must be maintained between the user's body and the device, including the antenna. Use only the supplied or an approved antenna.

This device in compliance with the essential requirements and other relevant provisions of Directive 2014/53/EU. All essential radio test suites have been carried out.

1. CAUTION : RISK OF EXPLOSION IF BATTERY IS REPLACED BY AN INCORRECT TYPE. DISPOSE OF USED BATTERIES ACCORDING TO THE INSTRUCTIONS.

2. The device complies with RF specifications when the device used at 20cm from your body.